



AD.3.L...

STANDARD SPOOLS

CH. I PAGE 10

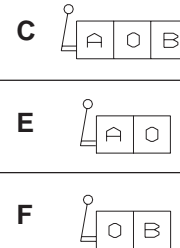
Max. pressure ports P/A/B	320 bar
Max. pressure port T	160 bar
Max. flow	60 l/min
Lever angle	2 x 17°
Fluid viscosity	10 ÷ 500 mm ² /s
Fluid temperature	-25°C ÷ 75°C
Ambient temperature	-25°C ÷ 60°C
Max. contamination level	class 10 in accordance with NAS 1638 with filter $\beta_{25} \geq 75$
Weight	1,2 Kg
Weight M1 variant	1,8 Kg

ORDERING CODE

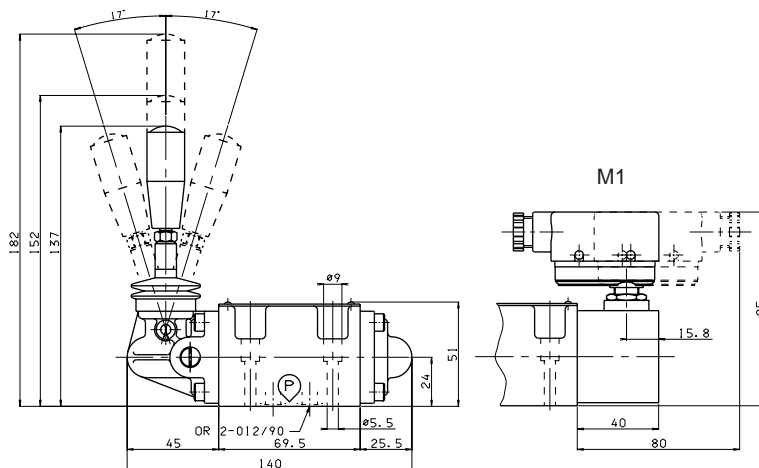
AD	Directional valve
3	CETOP 3/NG6
L	Lever operation
**	Spool type (see table 1) Spool symbol see page I•10
*	Mounting type (see table 2)
*	Z = Valve with lever X = Valve without lever
*	Variants (see table 3)
4	Serial No.

TAB.1
SPOOLS TYPE

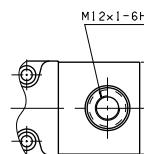
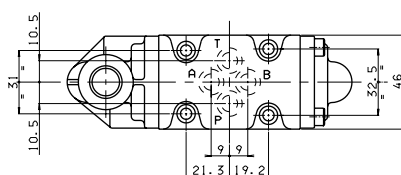
- For these valves spools are different from ones used on the other directional valves
- Available spools:
01 / 02 / 03 / 04 / 05 / 06 / 66
07 / 22 / 13 / 15 / 16 / 17

TAB.2
MOUNTING TYPE

OVERALL DIMENSIONS



M1 = microswitch



Fixing screws UNI 5931 M5x30
with material specification min. 8.8
Tightening torque 5 Nm / 0.5 Kgm

Support plane specifications

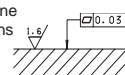


TABLE 3 - VARIANTS TABLE

VARIANTS	CODE (♦)
No variant	00
Viton	V1
Preset for microswitch Available on request NATIONAL AM1107 type microswitch	M1 (♦)
Preset for microswitch + Viton	MV (♦)
With detent (mechanical connection) (Springs are different from those for standard versions)	D1 (♦)
Preset for microswitch + Detent	MD (♦)
Lever length 152 mm	L1
Lever length 182 mm	L2
♦ Variant codes stamped on the plate	

1

TWO SOLENOIDS, SPRING CENTERED "C" MOUNTING			
Spool type		Covering	Transient position
01		+	
02		-	
03		+	
04*		-	
05		+	
66		+	
06		+	
07*		+	
08*		+	
09*		+	
10*		+	
22*		+	
11*		+	
12*		+	
13*		+	
14*		-	
28*		-	

ONE SOLENOID, SIDE A "E" MOUNTING			
Spool type		Covering	Transient position
01		+	
02		-	
03		+	
04*		-	
05		+	
66		+	
06		+	
08*		+	
10*		+	
12*		+	
15		-	
16		+	
17		+	
14*		-	
28*		-	

STANDARD SPOOLS

(*) Spool with price increasing

• With spools 15 / 16 / 17 only mounting E / F are possible

• 02 / 16 / 19 / 20 / 21 spool not planned for AD3E variant J*

• For lever operated the spools used are different.

Available spools for this kind of valve are: 01 / 02 / 03 / 04 / 05 / 06 / 66 / 07 / 22 / 13 / 15 / 16 / 17

ONE SOLENOID, SIDE B "F" MOUNTING			
Spool type		Covering	Transient position
01		+	
02		-	
03		+	
04*		-	
05		+	
66		+	
06		+	
08*		+	
09*		+	
10*		+	
22*		+	
12*		+	
13*		+	
07*		+	
15		-	
16		+	
17		+	
14*		-	
28*		-	

TWO SOLENOIDS "D" MOUNTING			
Spool type		Covering	Transient position
19*		-	
20*		+	
21*		+	