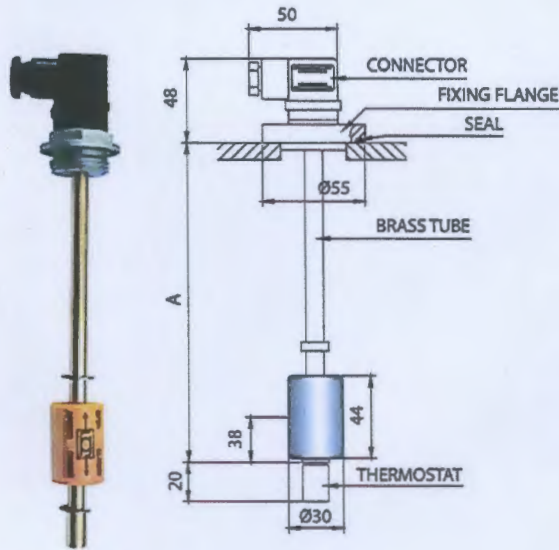


IEG - N1F + T

ELECTROMAGNETIC LEVEL INDICATORS WITH ELECTRIC CONTACT AND THERMOSTAT

IEG - TC1 + T



USE:

Made to ensure the minimum or maximum level in tanks and hydraulic power packs and activation of the thermostat when, for operating reasons, the temperature must not exceed values harmful to correct operation.

LEVEL INDICATOR OPERATION:

When the float of the indicator encounters the Reed switch at the pre-established point, the contact activated by the magnet housed in the float opens or closes, thus obtaining the possibility of sending a luminous or acoustic signal or activating or disconnecting any electrical equipment connected to it.

THERMOSTAT OPERATION:

When the temperature of the liquid in the tank reaches the thermostat setting value, the thermostat closes or opens for switching on a lamp or interrupting operation of the machine connected to it, or activating any cooling equipment, thus preventing the risk of overheating and permanent damage.

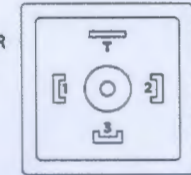
FITTING:

The indicator must be fitted in the vertical position. The float must be at least 35mm from ferrous surfaces (tank walls, etc.).

IMPORTANT:

To invert the level signal from N.C. to N.O. and vice versa, just remove the bottom stop and turn the float upside down.

1= THERMOSTAT
2= ELECTRIC LEVEL INDICATOR
3= COMMON
4= EARTH
Connection:
Connector CE
DIN 43650

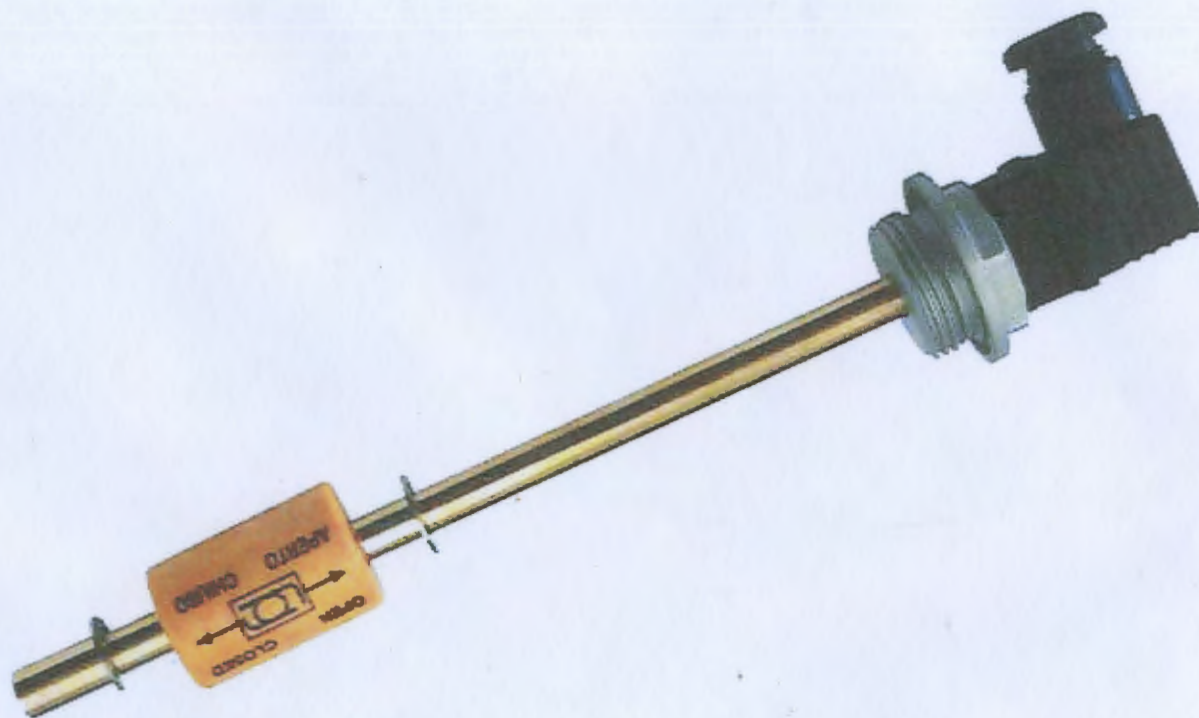


THERMOSTAT ELECTRICAL CHARACTERISTICS	
VOLTAGE	250 V. COMMUTABLE
FREQUENCY	50 Hz
LOAD VALUES	4,0 A. cos φ = 0,6 (I M OT) 6,3 A. cos φ = 1,0 (I N)
MAX. LOAD	10 A. cos φ = 1
COMMUTATING TEMPERATURE	50°C - 60°C - 70°C - 80°C
CONTACTS	N.CH. = NORMALLY CLOSED N.A. = NORMALLY OPEN
TOLERANCES	± 5°C

MODEL	MATERIAL	CONNECTIONS	ELECTRICAL CONTACTS	ELECTRICAL CHARACTERISTICS					TEMPERATURE		MAX. PRESSURE
				POWER COMMUTABLE IN D.C.	POWER COMMUTABLE IN A.C.	CURRENT STRENGTH IN A.C.	COMMUTABLE VOLTAGE	PROTECTION	RANGE	TEFLON WIRES	
IEG - N1F + T	OTTONE			80 W	80 V.A.	1,3 A	250 VDC 250 VAC	IP 65	-20 +80 °C	-20 +120 °C	10
IEG - TC1 + T											

IEG-N1F+T

ELECTROMAGNETIC LEVEL INDICATORS WITH ELECTRIC CONTACT AND THERMOSTAT



IMMERSION LEVELS

Precision and functionality, control points single or multiple, different materials to meet the various requirements of application.

